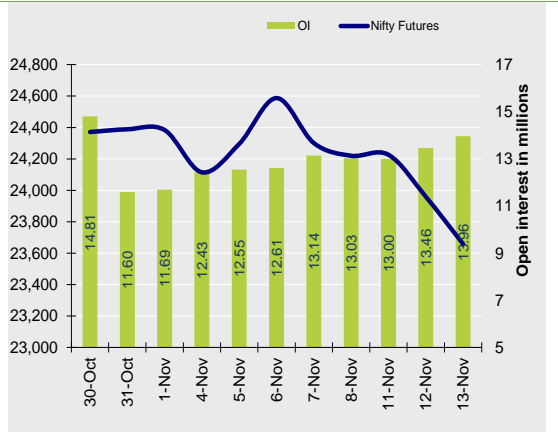


**Nifty Snapshot**

	Close	Prv Cl.	Ab chg	% chg
<b>Spot</b>	23,559.05	23,883.45	-324.40	-1.36
<b>Futures</b>	23,658.55	23,959.60	-301.05	-1.26
<b>OI(ml shr)</b>	13.96	13.46	0.50	3.71
<b>Vol (lots)</b>	313087	241653	71434	29.56
<b>COC</b>	99.50	76.15	23.35	30.7
<b>PCR-OI</b>	0.70	0.72	-0.02	-2.9

**Nifty Futures Price v/s OI**



**Institutional Activity in previous trading session**

(in Rs cr.)	Buy	Sell	Net
Index Futures	3696.98	5582.87	-1885.89
Index Options	4813937.76	4776606.25	37331.51
Stock Futures	25703.20	23248.30	2454.90
Stock Options	67277.33	68211.59	-934.26
FII Cash	15,178.17	17,680.75	-2,502.58
DII Cash	14,095.16	7,949.92	6,145.24

**Net FII Activity (in Rs cr.)**

Date	Idx Fut	Stk Fut	Idx Opt	Cash
13-Nov	-1885.9	2454.9	37331.5	-2503
12-Nov	-734.2	-3534.6	16931.3	-3024
11-Nov	335.5	-2425.8	-15268.3	-2307
8-Nov	-314.4	-1146.4	10421.6	-3404
7-Nov	-1146.4	-7194.0	-26316.6	-4889
6-Nov	-482.4	-904.1	9337.2	-4446

**Technical Pivot (Intraday):**

	S2	S1	PIVOT	R1	R2
NIFTY	23395	23525	23735	23865	24075
BANKNIFTY	49360	49860	50660	51160	51960

(Price is in Rs; OI is in million units; Price chg and OI chg are in percentage) **NB RESEARCH**

**Fresh Longs seen in:**

Scrp	Price	Price chg	OI	OI Chg
MARICO	598.3	0.1	20.6	2.4
ALKEM	5577.7	1.7	1.8	1.7
HINDUNILVR	2467.3	0.1	16.2	1.5

**Short Covering seen in:**

Scrp	Price	Price chg	OI	OI Chg
MANAPPURAM	157.2	0.0	55.0	-12.4
ZYDUSLIFE	964.2	1.4	14.0	-8.2
BRITANNIA	5049.9	0.2	2.9	-2.2

**Fresh Shorts seen in:**

Scrp	Price	Price chg	OI	OI Chg
GNFC	546.0	-7.4	8.1	36.2
IPCALAB	1500.0	-3.2	2.1	16.1
DEEPAKNTR	2479.4	-2.9	2.4	16.1

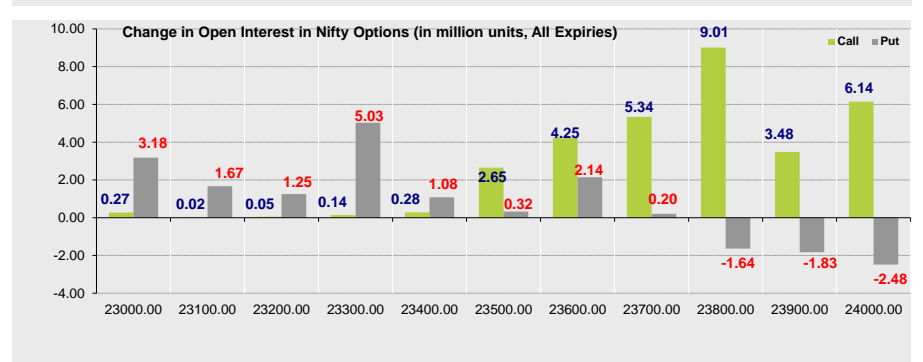
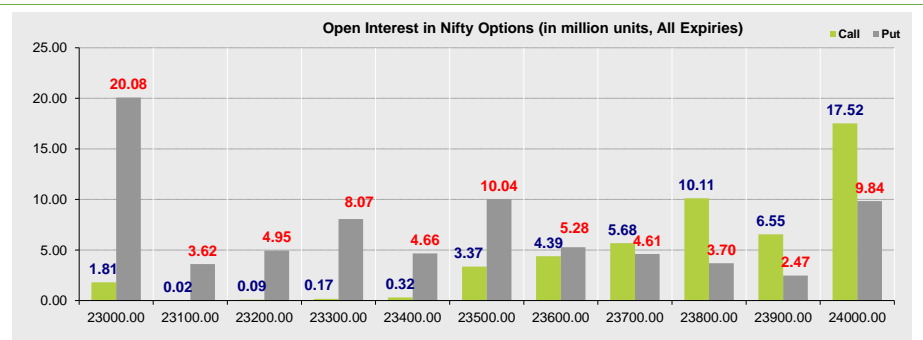
**Long Unwinding seen in:**

Scrp	Price	Price chg	OI	OI Chg
SYNGENE	863.5	-3.3	6.7	-4.4
LTF	136.2	-1.8	74.5	-4.3
BERGEPAIN	490.1	-1.0	8.4	-4.3

**Summary**

- Indian markets closed on a negative note where selling was mainly seen in Automobiles, Banking, Metals Sectors. Nifty Nov Futures closed at 23658.55 (down 301.05 points) at a premium of 99.50 pts to spot.
- FII's were net sellers in Cash to the tune of 2502.58 Cr and were net sellers in index futures to the tune of 1885.89 Cr.
- India VIX increased by 5.03% to close at 15.44 touching an intraday high of 15.87.

**Open Interest in Nifty Options:**



- The above second chart shows previous trading day's change in Nifty options where Addition in OI were seen in 23300, 23400, 23500 strike Puts and at 23900, 23800, 23700, 23600 strike Calls indicating market is likely to remain range bound in the near term.
- Highest OI build-up is seen at 24000 strike Calls and 23000 strike Puts, to the tune of 17.52mn and 20.08mn respectively.

**Outlook on Nifty:**

**Index is likely to open on a flattish note today and is likely to remain range bound during the day.**

NIFTY50 Options OI (CE OI = Resistance) (PE OI = Support)			
Symbol	Highest CE OI	Highest PE OI	CMP
ADANIAPORTS	1400	1300	1293
ADANIENT	3000	3000	2821
ASIANPAINT	2600	2400	2466
AXISBANK	1200	1200	1143
BAJAJ-AUTO	11000	9500	9482
BAJAJFINSV	1780	1660	1670
BAJFINANCE	7000	6500	6569
BHARTIARTL	1620	1600	1553
BPCL	320	300	306
BRITANNIA	5500	5000	5050
CIPLA	1600	1500	1511
COALINDIA	484.25	484.25	409
DIVISLAB	6000	5000	5783
DRREDDY	1300	1200	1247
EICHERMOT	5000	4500	4592
GRASIM	2700	2500	2503
HCLTECH	1820	1800	1869
HDFCBANK	1800	1700	1688
HDFCLIFE	730	700	688
HEROMOTOCO	5000	4000	4535
HINDALCO	700	600	629
HINDUNILVR	2600	2400	2467
ICICIBANK	1300	1260	1259
ITC	500	470	473
INDUSINDBK	1200	1000	1040

NIFTY50 Options OI (CE OI = Resistance) ( PE OI = Support)			
Symbol	Highest CE OI	Highest PE OI	CMP
INFY	1800	1800	1870
IOC	150	140	136
JSWSTEEL	1000	1000	938
KOTAKBANK	1800	1680	1692
LT	3700	3600	3560
LTIM	6000	6000	5959
M&M	3000	2800	2808
MARUTI	12000	11000	11042
NESTLEIND	2400	2400	2242
NTPC	400	390	382
ONGC	275	250	253
POWERGRID	330	300	315
RELIANCE	1400	1500	1257
SBILIFE	1640	1600	1552
SBIN	850	800	812
SUNPHARMA	1900	1800	1781
TATACONSUM	1100	900	955
TATAMOTORS	900	800	789
TATASTEEL	155	140	140
TCS	4200	4000	4166
TECHM	1800	1600	1677
TITAN	3300	3000	3190
ULTRACEMCO	11500	11000	10802
UPL	540	500	518
WIPRO	600	540	571



**Derivative Recommendations:**

Stock Name	Call (Buy/Sell)	Entry price	Targets	Stop Loss	Duration	Status
HINDUNILVR FUT	Sell	2486.7	2380	2542	1-2 Days	Open
GRASIM FUT	Sell	2495.4	2425	2530	1-2 Days	Open
UBL 1800PE	Buy	17.5	26	12	1-2 Days	Open
NIFTY Future	Buy	23730	24400	23450	1-2 Days	Open

**FROM THE EQUITY DERIVATIVE DESK:**

**NIRAV HARISH CHHEDA**

AVP - DERIVATIVES AND TECHNICAL RESEARCH

E-Mail: [nirav.chheda@nirmalbang.com](mailto:nirav.chheda@nirmalbang.com)

Tel no: 6273-8199/8000

**AMIT BHUPTANI**

SNR.DERIVATIVES AND TECHNICAL RESEARCH ANALYST

E-Mail: [amit.bhuptani@nirmalbang.com](mailto:amit.bhuptani@nirmalbang.com)

Tel no: 6273-8242/8000

**DISCLOSURES**

Research Reports that are published by Nirmal Bang Securities Private Limited (hereinafter referred to as "NBSPL") are for private circulation only. NBSPL is a registered Research Analyst under SEBI (Research Analyst) Regulations, 2014 having Registration no. INH000001766. NBSPL is also a registered Stock Broker with National Stock Exchange of India Limited, BSE Limited, Metropolitan Stock Exchange of India Limited, Multi Commodity Exchange of India Limited, National Commodity and Derivative Exchange Limited and Indian Commodity Exchange Limited in cash and Equity and Commodities derivatives segments.

NBSPL has other business divisions with independent research teams separated by Chinese walls, and therefore may, at times, have different or contrary views on stocks and markets.

NBSPL or its associates have not been debarred / suspended by SEBI or any other regulatory authority for accessing / dealing in securities Market. NBSPL, its associates or analyst or his relatives do not hold any financial interest (Except Investment) in the subject company. NBSPL or its associates or Analyst do not have any conflict or material conflict of interest at the time of publication of the research report with the subject company. NBSPL or its associates or Analyst or his relatives may or may not hold beneficial ownership of 1% or more in the subject company at the end of the month immediately preceding the date of publication of this research report.

NBSPL or its associates / analyst has not received any compensation / managed or co-managed public offering of securities of the company covered by Analyst during the past twelve months. NBSPL or its associates have not received any compensation or other benefits from the company covered by Analyst or third party in connection with the research report. Analyst has not served as an officer, director or employee of Subject Company. NBSPL / analyst has not been engaged in market making activity of the subject company.

Analyst Certification: The research analysts and authors of these reports, hereby certify that the views expressed in this research report accurately reflects my/our personal views about the subject securities, issuers, products, sectors or industries. It is also certified that no part of the compensation of the analyst(s) was, is, or will be directly or indirectly related to the inclusion of specific recommendations or views in this research. The analyst(s) principally responsible for the preparation of this research report and has taken reasonable care to achieve and maintain independence and objectivity in making any recommendations.

**DISCLAIMER**

This report is for the personal information of the authorized recipient and does not construe to be any investment, legal or taxation advice to you. NBSPL is not soliciting any action based upon it. Nothing in this research shall be construed as a solicitation to buy or sell any security or product, or to engage in or refrain from engaging in any such transaction. In preparing this research, we did not take into account the investment objectives, financial situation and particular needs of the reader.

This research has been prepared for the general use of the clients of NBSPL and must not be copied, either in whole or in part, or distributed or redistributed to any other person in any form. If you are not the intended recipient you must not use or disclose the information in this research in any way. Though disseminated to all the customers simultaneously, not all customers may receive this report at the same time. NBSPL will not treat recipients as customers by virtue of their receiving this report. This report is not directed or intended for distribution to or use by any person or entity resident in a state, country or any jurisdiction, where such distribution, publication, availability or use would be contrary to law, regulation or which would subject NBSPL & its group companies to registration or licensing requirements within such jurisdictions.

The report is based on the information obtained from sources believed to be reliable, but we do not make any representation or warranty that it is accurate, complete or up-to-date and it should not be relied upon as such. We accept no obligation to correct or update the information or opinions in it. NBSPL or any of its affiliates or employees shall not be in any way responsible for any loss or damage that may arise to any person from any inadvertent error in the information contained in this report. NBSPL or any of its affiliates or employees do not provide, at any time, any express or implied warranty of any kind, regarding any matter pertaining to this report, including without limitation the implied warranties of merchantability, fitness for a particular purpose, and non-infringement. The recipients of this report should rely on their own investigations.

This information is subject to change without any prior notice. NBSPL reserves its absolute discretion and right to make or refrain from making modifications and alterations to this statement from time to time. Nevertheless, NBSPL is committed to providing independent and transparent recommendations to its clients, and would be happy to provide information in response to specific client queries.

Before making an investment decision on the basis of this research, the reader needs to consider, with or without the assistance of an adviser, whether the advice is appropriate in light of their particular investment needs, objectives and financial circumstances. There are risks involved in securities trading. The price of securities can and does fluctuate, and an individual security may even become valueless. International investors are reminded of the additional risks inherent in international investments, such as currency fluctuations and international stock market or economic conditions, which may adversely affect the value of the investment. Opinions expressed are subject to change without any notice. Neither the company nor the director or the employees of NBSPL accept any liability whatsoever for any direct, indirect, consequential or other loss arising from any use of this research and/or further communication in relation to this research. Here it may be noted that neither NBSPL, nor its directors, employees, agents or representatives shall be liable for any damages whether direct or indirect, incidental, special or consequential including lost revenue or lost profit that may arise from or in connection with the use of the information contained in this report.

Copyright of this document vests exclusively with NBSPL. Our reports are also available on our website [www.nirmalbang.com](http://www.nirmalbang.com)